Name/Pronoun Role-Play Activity

1. Cut out cards
2. Hand out one card each to students
3. Instruct students to walk around and introduce themselves (based on their assigned cards)

My name is Alex. Please call me they.	My name is Kim. Please call me she.
My name is Aron. Please call me they.	My name is Andrew. Please call me he.
My name is Lee. Please call me he.	My name is Bailey. Please call me she.
My name is Maddy. Please call me she.	My name is Andy. Please call me he.
My name is Ben. Please call me they.	My name is Lee. Please call me he.

My name is Kelly. Please call me she.	My name is Tia. Please call me he.
My name is Sam. Please call me they.	My name is Pam. Please call me she.
My name is Max. Please call me he.	My name is Kate. Please call me she.
My name is Liam. Please call me he.	My name is Jamie. Please call me he.
My name is Mary. Please call me she.	My name is Polly. Please call me they.
My name is Matt. Please call me he.	My name is Quinn. Please call me she.

My name is Will. Please call me he.	My name is Bill. Please call me they.
My name is Jack. Please call me they.	My name is Leah. Please call me she.
My name is Chris. Please call me they.	My name is Kelly. Please call me she.
My name is Mia. Please call me they.	My name is Lou. Please call me they.

I see, I think, I wonder...



Name: _____

Date: _____

I see…_____

_____

_____

I think… _____

_____

_____

I wonder…_____

_____

_____

_____

_____

_____

© Paterson 2016

Design a dress for Bailey

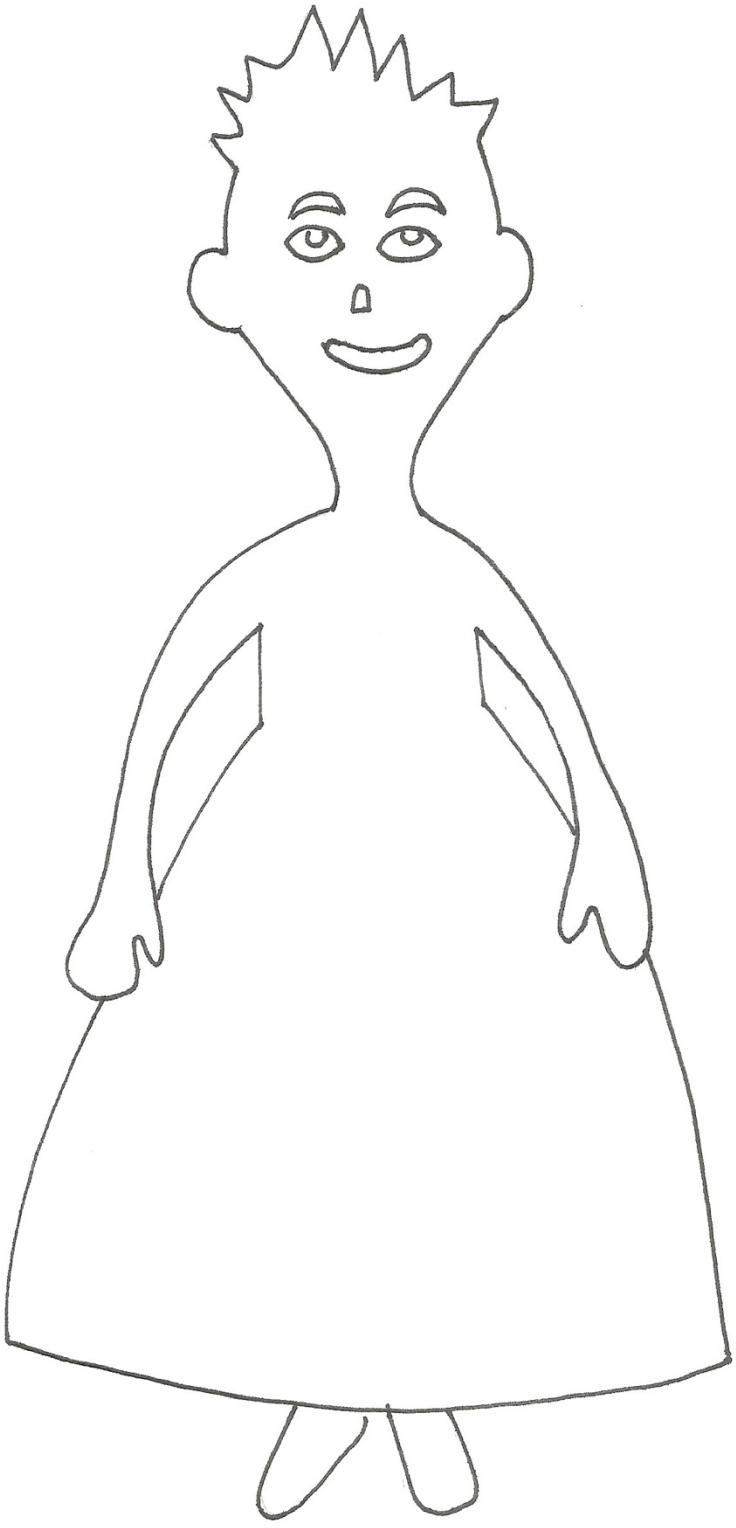

© Paterson 2016

10,000 Dresses



Name: _____

Date: _____

Bailey is…_____

_____

_____

Bailey can… _____

_____

_____

Bailey feels…_____

_____

_____

_____

_____

© Paterson 2016



Predicting Character Feelings

Name: _____

Date: _____

Character name(s): _____

In the beginning…

In the middle…

At the end…

© Paterson 2016

Name:_____

Story Retelling



In the beginning….

In the middle…

At the end…

© Paterson 2016